





As one of the most heavily trafficked areas of your home, your front door must be strong enough to stand up to heavy use and harsh elements and still be attractive enough to add to your curb appeal. When it comes time to getting a new front door, you'll find that there is much more to it than just the door slab. Our checklist will help you research all the elements of a new entry system and keep your costs under control.


## DOOR CHECKLIST

 **Current Condition/Issues:** Take an inventory of current issues to help you establish what your goals are. Problems with drafts? Hard to open and close? Security concerns? Current door just plain ugly or out of place?


NOTES: \_\_\_\_\_  
\_\_\_\_\_  
\_\_\_\_\_

 **Entry Door System:** Your entry door system can be configured to include just the main door or it may also include sidelights and/or an overhead transom. Keep in mind that changing the size of the front door opening would be considered a structural change. Most homeowners work with the existing rough opening of the home when they replace their front door.


NOTES: \_\_\_\_\_  
\_\_\_\_\_  
\_\_\_\_\_

 **Threshold:** The steel plate at the base of the door is critical to the smooth functioning of your entry system. Problems with your threshold can cause the door to drag, an uneven seal and problems opening and closing the door. A threshold should be filled with a composite PVC product that won't shrink, warp or rot.

NOTES: \_\_\_\_\_  
\_\_\_\_\_  
\_\_\_\_\_

 **Door Material:** Most doors are constructed with wood, steel or fiberglass. Wood requires the most maintenance and is usually the most expensive. Fiberglass doors most closely mimic the look of wood without the extensive maintenance. Steel doors are generally the most secure and durable, coming in a variety of colors and strengths. With a heavier gauge steel door you can get adjustable hinges which allow for easy adjustment and alignment.

NOTES: \_\_\_\_\_  
\_\_\_\_\_  
\_\_\_\_\_

 **Jamb:** The door jamb is the vertical portion of the frame on which the hinges are attached and the door rests. Depending on the depth of your walls, you may want to consider a custom made door jamb to make sure you get the best possible fit and to eliminate the need for extension jambs. Door jamb material options include solid wood, finger jointed, or composite.

NOTES: \_\_\_\_\_  
\_\_\_\_\_  
\_\_\_\_\_

## DOOR CHECKLIST - continued



**Glass:** Light and privacy are the main concerns when it comes to choosing the glass in your new front door and side lights. Consider how much of each you want when determining if your glass will be frosted, beveled stained glass or clear.

NOTES: \_\_\_\_\_

\_\_\_\_\_

\_\_\_\_\_



**Security/Durability:** The security of your door is directly proportional to the strength of the materials used in the door slab and around the locks and deadbolts in the door jamb. Look for steel security plates where the hardware and door meet for added security. A door encased in steel on all six sides will also be more secure and durable.

NOTES: \_\_\_\_\_

\_\_\_\_\_

\_\_\_\_\_



**Door Fill:** The material the door slab is filled with is important to the insulation value and noise proofing. A closed cell or polyurethane fill offers greater sound reduction and insulation than lesser quality foam found inside many lower end doors.

NOTES: \_\_\_\_\_

\_\_\_\_\_

\_\_\_\_\_



**Door Trim:** The decorative trim pieces that cover the inside and outside of the door frame, sometimes referred to as casing, are purchased and installed separately from the entry door system. Finishing these pieces with paint or stain is generally an extra charge.

NOTES: \_\_\_\_\_

\_\_\_\_\_

\_\_\_\_\_



**Color:** Depending on the material you choose, the door and trim can be different colors from outside to inside. Most retail doors come only primed and require professional painting for a nice finish and added protection from the elements. Keep in mind that most doors under warranty must be painted within 7-90 days in order to keep the warranty in good standing.

NOTES: \_\_\_\_\_

\_\_\_\_\_

\_\_\_\_\_



**Screen or Storm Doors:** Screen and storm doors will extend the life of your new door by protecting it from the elements. If you do want to add this option, both the door and installation will be extra.

NOTES: \_\_\_\_\_

\_\_\_\_\_

\_\_\_\_\_



**Miscellaneous Extras:** The peep hole, hardware, knobs, deadbolts and door bells are all extras when it comes to installing a new door system. The cost of door delivery, door disposal and building permits are generally not included either. Be sure to consider all of these costs when budgeting.

NOTES: \_\_\_\_\_

\_\_\_\_\_

\_\_\_\_\_